

DIVERSITY MONITORING 2026

DATA AS OF 26 FEBRUARY 2026
LEADERSHIP DATA AS OF 29 APRIL 2026
*MISSING/BLANK DATA NOT DISPLAYED

2,427 members

Professional: 1,432 Overseas: 37
Student: 485 Affiliate: 33
Graduate: 429 VIP: 11



Biomechanics & Motor Behaviour: 652 (31% female)
Physical Activity for Health: 941 (40% female)
Physiology & Nutrition: 1065 (34% female)
Psychology: 1019 (44% female)
Sport & Performance: 1768 (32% female)

Leadership


Board: 11 (45% female
9% ethnic minority)
Standing Committees: 62
(48% female, 13% ethnic minority)
Advisory Groups: 173
(47% female, 11% ethnic minority)

Membership Age*

Mean: 30.8 years
S.D: 8.04
Range: 20 - 67 years


How do you describe yourself?*

33% as a woman
57% as a man
1% prefer not to say
1% non-binary
<1% trans



Sexual Orientation*

Heterosexual: 81%
Bisexual: 2%
Gay: 1%
Lesbian: 2%
Pansexual: <1%
Prefer not to say: 5%



Disabilities*

76% NO 1% YES
3% prefer not to say

Religion*



Christian: 28%
Other religion: 0.04%
No religion: 49%
Prefer not to say: 0.1%

Executive Summary

Total CASES members has reduced by 112 which is largely explained by a drop of 98 in student membership, however membership numbers do fluctuate across the year.

Sex, age, nationality, and ethnic identity remains very similar to last year. Females show a disproportionately high representation on committees and advisory groups.

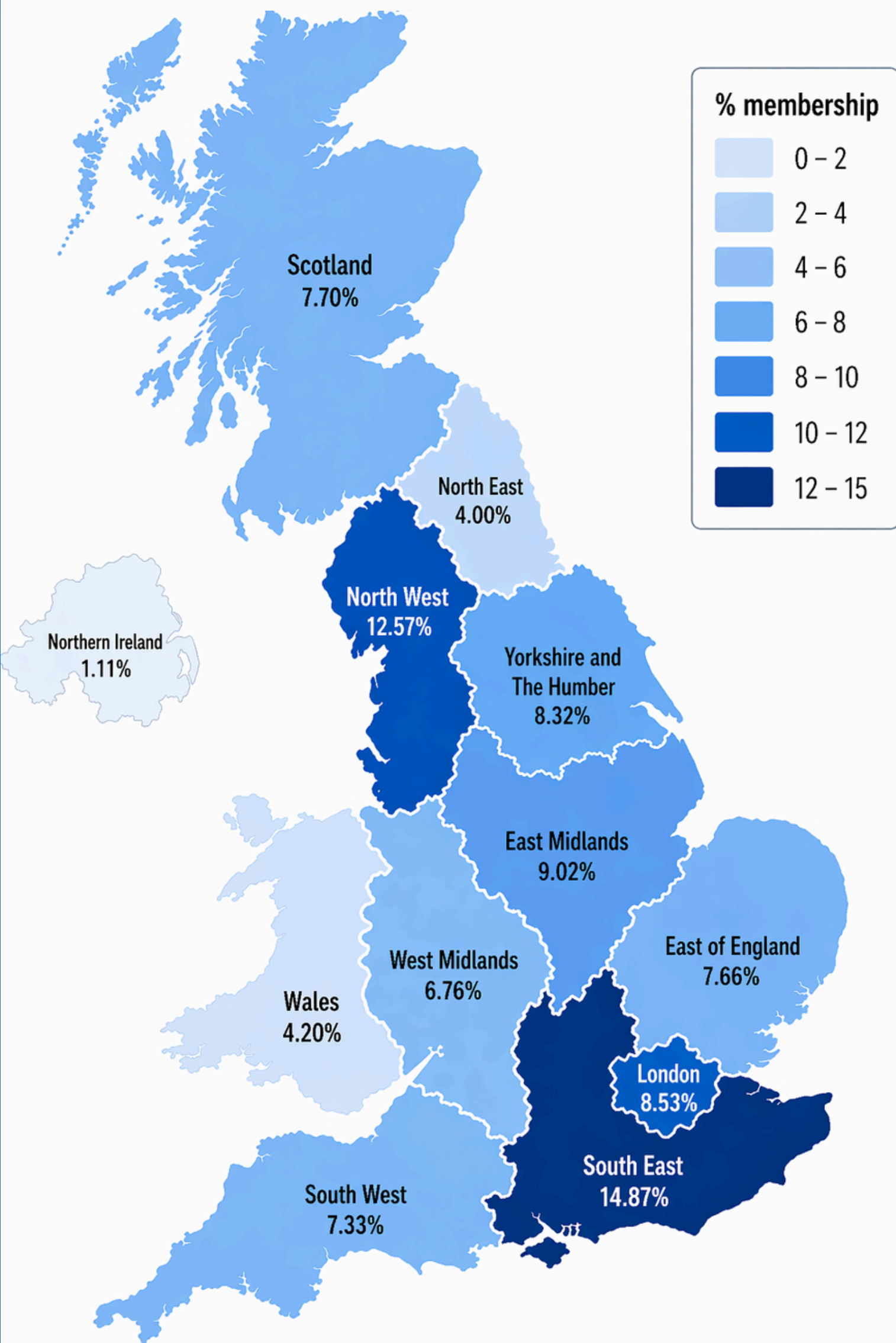


Dr Laura Johnson MCASES: laura.johnson@edgehill.ac.uk

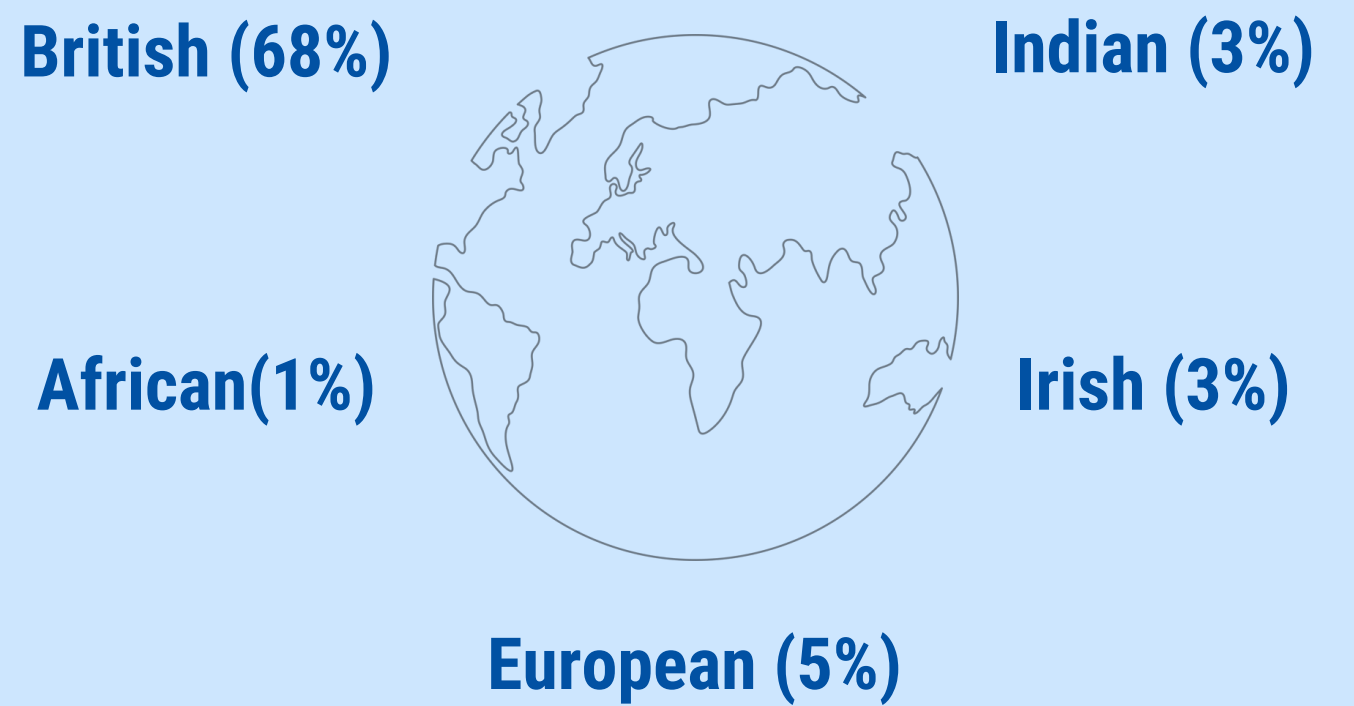
Dr Richard Buscombe MCASES: r.m.buscombe@uel.ac.uk

Oriana Wong: w.h.Wong-23@student.lboro.ac.uk

CASES UK membership by geographic location (postcode)

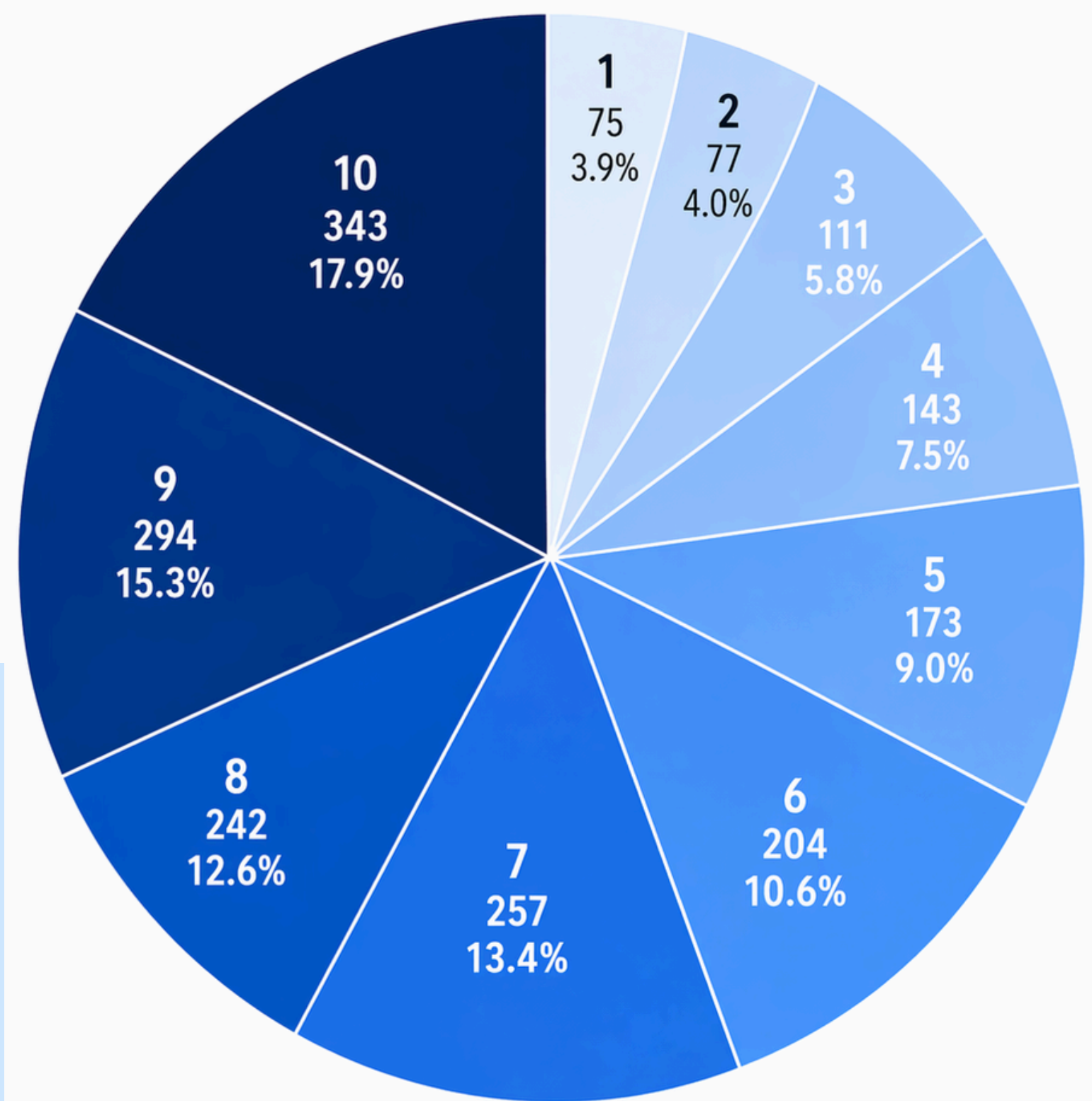


Ethnic Identity*



Total 89 ethnic categories with at least one entry

CASES UK membership by social deprivation index



(most deprived area has a rank of 1 based on postcode and Index of Multiple Deprivation (IMD))*

Nationality*



KEY CHANGES FROM 2024-25

1. More members shared demographic data (fewer missing data points)
2. Geographic data shows a higher density of members in the South East and North West of the UK.
3. Social deprivation data shows a significant number of members coming from IMD 1-3 (263) but a majority from IMD 8-10.

Image creation and interpretation of the data was supported by AI.